
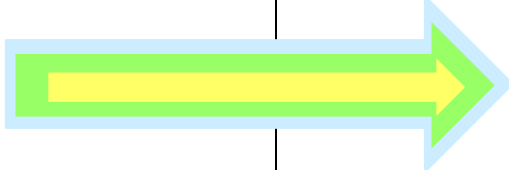



	HT1 Still Life	HT2 Self-directed theme	HT3 Exam theme set by OCR Portfolio	HT4 Exam theme set by OCR Portfolio	HT5 Exam theme set by OCR Portfolio	HT6 Exhibition prep.
Learning outcomes/composite knowledge: Pupils will be able to...	<p>Develop observation skills when collecting information and communicating ideas</p> <p>Develop analytical and intuitive capabilities through the appropriate use of materials, processes and techniques</p> <p>Adapt ideas to meet different purposes and make connections with the work of others</p> <p>Develop an understanding of the formal elements of their own work and the work of others</p> <p>Create an observational pencil drawing</p> <p>Create a charcoal drawing</p> <p>Create a piece of work that uses a printing technique</p> <p>Create a photographic joiner of a Still Life, in response to artist David Hockneys work</p> <p>Create a final piece of work, that depicts a Still Life, using a technique practised or a combination of techniques (mixed media)</p>	<p>Develop observation skills when collecting information and communicating ideas</p> <p>Develop analytical and intuitive capabilities through the appropriate use of materials, processes and techniques</p> <p>Adapt ideas to meet different purposes and make connections with the work of others</p> <p>Develop an understanding of the formal elements of their own work and the work of others</p> <p>Create a piece of work using a printing method – lino, collagraph or monoprint</p> <p>Create a final piece of work using a technique practised or a combination of techniques (mixed media). Work must relate to the theme chosen and artists research.</p>	<p>OCR exam board issues pupils with a selection of different themes. Pupils pick one theme to produce their final art project. These themes change each year. Pupils will source ideas and develop individual outcomes. They will need to produce relevant research and experiment with different materials and processes to develop their ideas. They will then produce a final piece of work, of their own design that relates to their chosen theme, during a 10-hour exam.</p> <p>Choose a starting point from the externally set exam paper and begin to develop ideas, research and refinements in response to this</p> <p>Continually develop observation skills when collecting information and communicating ideas</p> <p>Continually develop analytical and intuitive capabilities through the appropriate use of materials, processes and techniques</p> <p>Adapt ideas to meet different purposes and make connections with the work of others</p> <p>Annotate work showing contextual links to artists’ work, analysing and evaluating own development and refinement of ideas.</p>	<p>PUPILS WILL SIT 4 HOURS OF 10 HOUR EXAM - SPLIT OVER 2 WEEKS OF THIS TERM</p> <p>Select and present work for portfolio, that meets the 4 assessment objectives</p> <p>Be selective and able to complete development and refinements of ideas, leading to final outcome</p> <p>Annotate work showing contextual links to artists’ work, analysing and evaluating own development and refinement of ideas.</p> <p>Create a final outcome, with links to theme and artist research, in examination conditions.</p>	<p>PUPILS WILL SIT 6 HOURS OF 10 HOUR EXAM - SPLIT OVER 3 WEEKS OF THIS TERM</p> <p>Create a final outcome, with links to theme and artist research, in examination conditions.</p> <p>Select and present work for portfolio, that meets the 4 assessment objectives</p> <p>EXAM AND PORTFOLIO WORK WILL BE MARKED AFTER 8TH MAY AND MARKS WILL BE GIVEN TO OCR 15TH MAY</p>	<p>Pupils will choose work from their portfolio to display in an end of year art exhibition in the school.</p>

		Practical Knowledge	Theoretical Knowledge	Disciplinary Knowledge			
Knowledge Components	Declarative Knowledge: know what	<ul style="list-style-type: none"> I know what the 4 assessment objectives are I know what Still Life is I know what artist research is I know what an observational drawing is I know what blending is I know what mark making is I know what a collage is I know what a print is I know what monoprint is I know what collagraph print is I know what lino print is I know what a photographic joiner is I know who David Hockney is I understand the term mixed media I know what annotation is 	<ul style="list-style-type: none"> I know what a mind map is I know what a mood board is I know what primary research is I know what secondary research is I know what experimenting with media is 	<ul style="list-style-type: none"> I know what an exam set theme is I know what a portfolio is I know what the 4 assessment objectives are 			<ul style="list-style-type: none"> I know what an art exhibition is
	Procedural Knowledge: know how	<ul style="list-style-type: none"> I know how to create work that meets the 4 AOs I understand how artist research can inform my own work I understand how artists may work in a specific way to convey their ideas and concepts 	<ul style="list-style-type: none"> I understand how artist research can inform my own work I understand how artists may work in a specific way to convey their ideas and concepts I know how to create an artist research page for a specific artist 	<ul style="list-style-type: none"> I know how to create work that meets the 4 AOs I know how to present my work in a portfolio I know how to choose a theme from external exam paper 			<ul style="list-style-type: none"> I know how to present my work for exhibition I understand how artists display their work can support their ideas and concepts

		HT1 Still Life	HT2 Self-directed theme	HT3 Exam theme set by OCR Portfolio	HT4 Exam theme set by OCR Portfolio	HT5 Exam theme set by OCR Portfolio	HT6 Exhibition prep.
		<ul style="list-style-type: none"> I know how to create an artist research page for a specific artist I know how to use a pencil to create an observational drawing I know how to create a line drawing I know how to select a specific pencil to create a tonal drawing I know how to create tone using pencil I know how to create tone using cross hatching I know how to create from and depth in a drawing using tone I know how to use charcoal to create an observational drawing I know how to use a rubber to create highlights in a charcoal drawing I know how to use collage to create a still life image I know how to create a print using monoprint, collagraph or lino I know how to mix colour to create different colours I know how to use my knowledge of colour theory to be selective with appropriate colours I understand how David Hockney has used photographs to create a 'joiner', to show different angles of the same image I know how to use photography and collage to create a photographic joiner in the style of David Hockney I know how to use camera to take interesting photographs from different angles I know how to develop my ideas using different medium and experimenting I know how to annotate my work to show how I have developed my ideas I know how to annotate my work to show my opinion of the work of others and my own I know how to create a mixed media piece of work 	<ul style="list-style-type: none"> I know how to develop my ideas and relate them to my chosen theme I understand how to develop my ideas using different medium and experimenting I know how to use a variety of materials and techniques to develop my ideas for example – I know how to use a camera to take photographs that relate to chosen theme I know how to use a pencil to create an image I know how to use a pen to create an image I know how to use charcoal to create an image I know how to use a rubber to create highlights in a charcoal drawing I know how to create a collage I know how to create a print using monoprint, collagraph or lino I know how to mix colour to create different colours I know how to use my knowledge of colour theory to be selective with appropriate colours I know how to add colour using acrylic paint I know how to add colour using water colour paint I know how to add colour using ink I know how to add colour using oil pastel I know how to add colour using pastel I know how to create a mixed media piece of work <p>(Techniques and materials used will be dependent on pupils' individual response to the theme they have chosen. Some techniques and materials may be used in addition to the ones listed above)</p> <ul style="list-style-type: none"> I know how to annotate my work to show how I have developed my ideas I know how to annotate my work to show my opinion of the work of others and my own 	<ul style="list-style-type: none"> I know how to use a mind map to inform my ideas, relating to the chosen theme I understand how artist research can inform my own work I understand how artists may work in a specific way to convey their ideas and concepts I know how to create an artist research page for a specific artist I know how to develop my ideas and relate them to my chosen theme I understand how to develop my ideas using different medium and experimenting I know how to use a variety of materials and techniques to develop my ideas for example – I know how to use a camera to take photographs that relate to chosen theme I know how to use a pencil to create an image I know how to use a pen to create an image I know how to use charcoal to create an image I know how to use a rubber to create highlights in a charcoal drawing I know how to create a collage I know how to create a print using monoprint, collagraph or lino I know how to mix colour to create different colours I know how to use my knowledge of colour theory to be selective with appropriate colours I know how to add colour using acrylic paint I know how to add colour using water colour paint I know how to add colour using ink I know how to add colour using oil pastel know how to add colour using pastel I know how to create a mixed media piece of work <p>(Techniques and materials used will be dependent on pupils' individual response to the theme they have chosen. Some techniques and materials may be used in addition to the ones listed above)</p> <ul style="list-style-type: none"> I know how to annotate my work to show how I have developed my ideas I know how to annotate my work to show my opinion of the work of others and my own 			
National Curriculum reference	<p>There are four Assessment Objectives in OCR GCSE in Art and Design (these 4 AOs also need to be met for the OCR Entry Level Certificate in Art). These need to be met through portfolio and external timed assessment.</p> <p>Portfolio tasks and external timed assessment work should support pupils in producing sufficient convincing evidence of their ability to: -</p>						

	HT1 Still Life	HT2 Self-directed theme	HT3 Exam theme set by OCR Portfolio	HT4 Exam theme set by OCR Portfolio	HT5 Exam theme set by OCR Portfolio	HT6 Exhibition prep.
	<p>AO1 - Develop ideas through investigations, demonstrating critical understanding of sources.</p> <p>AO2 - Refine work by exploring ideas, selecting and experimenting with appropriate media, materials, techniques and processes.</p> <p>AO3 - Record ideas, observations and insights relevant to intentions as work progresses.</p> <p>AO4 - Present a personal and meaningful response that realises intentions and demonstrates understanding of visual language.</p>					
Exemplar Composite Task(s)	<ul style="list-style-type: none"> • Create a mood board showing different artists depiction of a Still Life • Create at least one artist research page • Create an observational pencil drawing from still life set up • Create a charcoal drawing of still life set up • Create a piece of work that uses collage • Create a piece of work using a printing method – Monoprint, lino or collagraph • Create a photographic joiner of Still Life • Create a final piece of work using technique practised or combination of techniques (mixed media) • All work must be annotated to show development of ideas • SEEC model for key vocabulary 	<ul style="list-style-type: none"> • Create a mind map to explore chosen theme • Create a moodboard that relates to chosen theme and ideas from mind map - extension • Create an artist page showing a variety of artists that create work related to chosen theme • Create at least one artist research page for a specific artist • Explore theme with experimental drawings, using pen, pencil, charcoal (media appropriate to theme and ideas) • Take photographs, if relevant to theme and ideas • Create a piece of work using collage • Create a piece of work using a printing method – monoprint, lino or collagraph • Create a final piece of work using technique practised or combination of techniques (mixed media). Work must relate to the chosen theme and artists researched • All work must be annotated to show development of ideas • SEEC model for key vocabulary 	<ul style="list-style-type: none"> • Create a mind map to explore chosen theme • Create a moodboard that relates to chosen theme and ideas from mind map - extension • Create an artist page showing a variety of artists that create work related to chosen theme • Create at least one artist research page for a specific artist • Explore theme with experimental drawings, using pen, pencil, charcoal (media appropriate to theme and ideas) • Take photographs, if relevant to theme and ideas • Create a piece of work using collage • Create a piece of work using a printing method – monoprint, lino or collagraph • All work must be annotated to show development of ideas • SEEC model for key vocabulary 	<ul style="list-style-type: none"> • Explore theme with experimental drawings, using pen, pencil, charcoal (media appropriate to theme and ideas) • Take photographs, if relevant to theme and ideas • Create a piece of work using collage • Create a piece of work using a printing method – monoprint, lino or collagraph • Start to create a final piece of work using technique practised or combination of techniques (mixed media). Work must relate to the chosen theme and artists researched • All work must be annotated to show development of ideas • SEEC model for key vocabulary 	<ul style="list-style-type: none"> • Create a final piece of work using technique practised or combination of techniques (mixed media). Work must relate to the chosen theme and artists researched • All work must be annotated to show development of ideas • SEEC model for key vocabulary 	<ul style="list-style-type: none"> • Chosen work exhibited